



**OREGON**  
DEPARTMENT OF  
EDUCATION

Oregon achieves... together!


# OREGON AT-A-GLANCE SCHOOL PROFILE

## Community School

PRINCIPAL: Jonathon Sanchez | GRADES: 9-12 | 1841 SW Merlo Dr, Beaverton 97003 | 503-356-3650


2021-22

### Students We Serve




### DEMOGRAPHICS


#### American Indian/Alaska Native



#### Asian




#### Black/African American




#### Hispanic/Latino



#### Multiracial



#### Native Hawaiian/Pacific Islander



#### White



**36%**

Ever English  
Learners



**6**

Languages  
Spoken

**34%**

Students  
with  
Disabilities

**99%**

Required  
Childhood  
Vaccinations

**>95%**

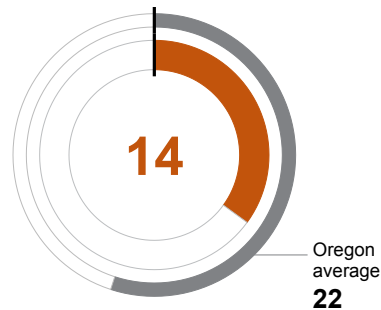
Free/  
Reduced  
Price Lunch

\* <10 students or data unavailable

### School Environment

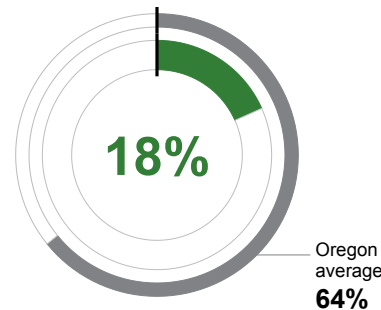
#### CLASS SIZE

Median size of classes in core subjects.



#### REGULAR ATTENDERS

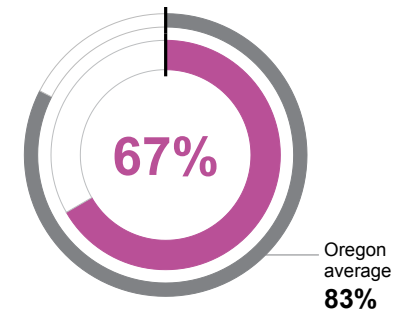
Students who attended more than 90% of their enrolled school days.



### Academic Progress

#### ON-TRACK TO GRADUATE

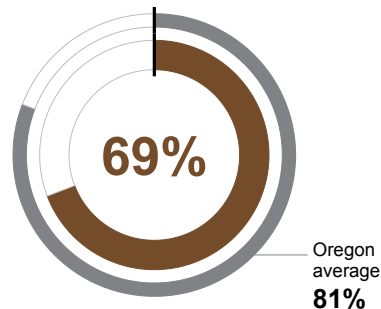
Students earning one-quarter of graduation credits in their 9th grade year.



### Academic Success

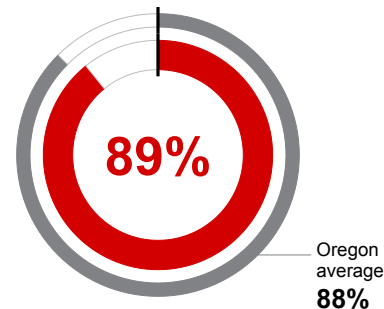
#### ON-TIME GRADUATION

Students earning a diploma within four years. Cohort includes students who were first-time ninth graders in 2017-18 graduating in 2020-21.



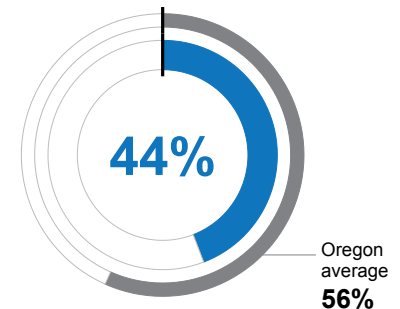
#### FIVE-YEAR COMPLETION

Students earning a high school diploma or GED within five years. Cohort includes students who were first-time ninth graders in 2016-17 finishing in 2020-21.



#### COLLEGE GOING

Students enrolling in a two or four year college within 16 months of completing high school in 2019-20. Data from the National Student Clearinghouse.



### School Goals

**WE** empower all students to achieve post-high school success.

Measures for this goal include proficiency in English, mathematics, and science on the ACT, missing fewer than 10 days of school, earning a diploma, and completing 4 or more credits in career learning areas.

### State Goals

The Oregon Department of Education is partnering with school districts and local communities to ensure a 90% on-time, four year graduation rate by 2025. To progress toward this goal, the state will prioritize efforts to improve attendance, provide a well-rounded education, invest in implementing culturally responsive practices, and promote continuous improvement to close opportunity and achievement gaps for historically and currently underserved students.

### Safe & Welcoming Environment

**WE** are committed to providing all of our students and families with safe, caring and inclusive learning environments, free from bullying, intimidation, and harassment. We will not tolerate any form of discrimination and we will take swift action to address concerns. We have a Board Policy (AC) on non-discrimination. We will serve all students and families.

Students in grades 9 - 12 reporting:

- Feeling safe, welcomed, and accepted at school: NA
- At least one adult at school really cares about them: NA
- Not being bullied at or on the way to or from school: NA



**OREGON**  
**DEPARTMENT OF**  
**EDUCATION**

*Oregon achieves... together!*

# OREGON AT-A-GLANCE SCHOOL PROFILE CONTINUED

## Community School

2021-22

### Outcomes

#### Our Staff (rounded FTE)



**20**

Teachers



**8**

Educational  
assistants



**5**

Counselors/  
Psychologists



**83%**

Average teacher  
retention rate



**90%**

% of licensed teachers  
with more than 3 years  
of experience



**Yes**

Same principal in  
the last 3 years

#### REGULAR ATTENDERS

American Indian/Alaska Native	<10 students or data unavailable
Asian	<10 students or data unavailable
Black/African American	<10 students or data unavailable
Hispanic/Latino	10%
Multiracial	<10 students or data unavailable
Native Hawaiian/Pacific Islander	<10 students or data unavailable
White	24%
Free/Reduced Price Lunch	18%
Ever English Learner	7%
Students with Disabilities	21%
Migrant	<10 students or data unavailable
Homeless	<10 students or data unavailable
Students in Foster Care	<10 students or data unavailable
Talented and Gifted	<10 students or data unavailable
Female	10%
Male	31%
Non-Binary	<10 students or data unavailable

#### ON-TRACK TO GRADUATE

<10 students or data unavailable
<10 students or data unavailable
<10 students or data unavailable
<10 students or data unavailable
<10 students or data unavailable
<10 students or data unavailable
<10 students or data unavailable
67%
<10 students or data unavailable
<10 students or data unavailable
<10 students or data unavailable
<10 students or data unavailable
<10 students or data unavailable
<10 students or data unavailable
<10 students or data unavailable
<10 students or data unavailable
<10 students or data unavailable

#### ON-TIME GRADUATION

<10 students or data unavailable
<10 students or data unavailable
<10 students or data unavailable
61%
<10 students or data unavailable
<10 students or data unavailable
83%
66%
62%
57%
<10 students or data unavailable
71%
<10 students or data unavailable
<10 students or data unavailable
73%
63%
Coming in 2022-23

#### About Our School

##### ADVANCED COURSEWORK

Dual credit courses (contact school)

##### CAREER & TECHNICAL EDUCATION

Construction

##### EXTRACURRICULAR ACTIVITIES

Students in grades 9-12 reporting  
participating in at least one  
extracurricular activity: 27%

See school website for activities available  
to students.

##### PARENT & COMMUNITY ENGAGEMENT

Parents, community members, faith  
partners, businesses and non-profits are all  
committed to the success of all of our  
students.

NA% of parents report they are valued as  
active participants in their child's education.

NA% of parents report that the school  
encourages feedback from parents and the  
community.